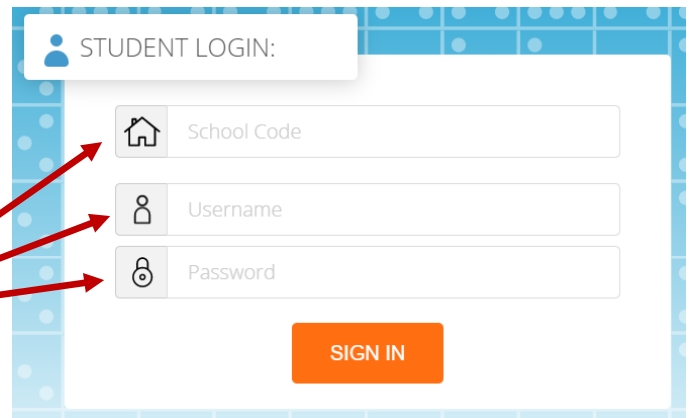


## How to access your **MY NUMERACY** activities

Step 1: Go to

[www.essentialassessment.com.au/student/](http://www.essentialassessment.com.au/student/)

Step 2: Type in your login details.



STUDENT LOGIN:

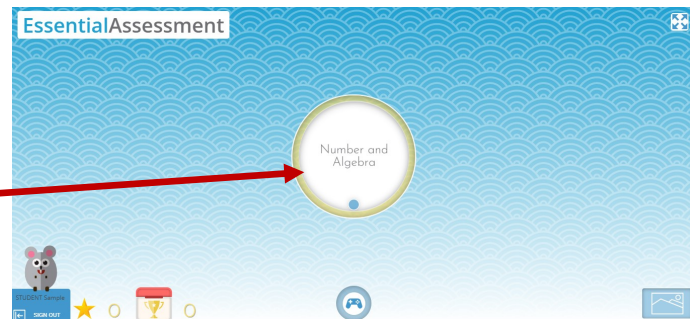
School Code

Username

Password

SIGN IN

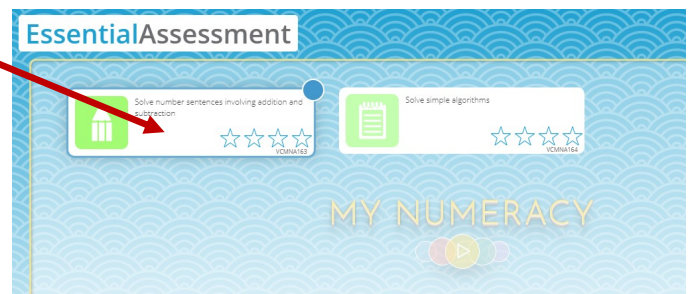
Step 3: Click on the circle.



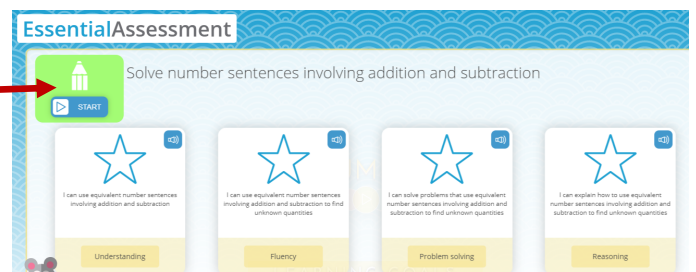
Step 4: Click on 'My Numeracy'.



Step 5: Each rectangle has your set tasks. Click on one of them.



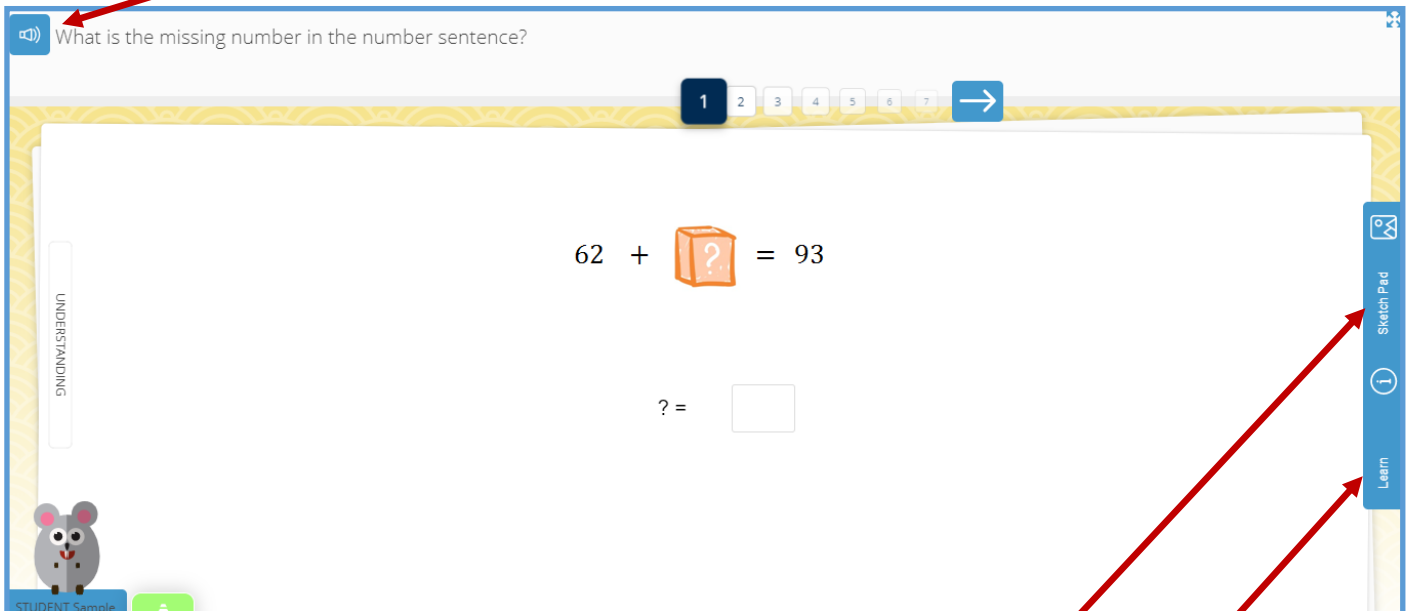
Step 6: Click the 'start' button.



# Hints

## MY NUMERACY

If you click on the speaker icon the computer will read the question to you.



The screenshot shows the MY NUMERACY interface. At the top, a speaker icon is next to the question: "What is the missing number in the number sentence?". Below the question is a progress bar with numbers 1 through 7, and a blue arrow pointing right. The main area displays the equation  $62 + \text{?} = 93$ , where the question mark is inside an orange box. Below the equation is a text input field with "? = " followed by a white box. On the right side, there is a vertical menu with three buttons: "Sketch Pad" (with a pencil icon), "Learn" (with a question mark icon), and "Learn" (with a question mark icon). A red arrow points from the text box above to the speaker icon. Two red arrows point from the text boxes below to the "Sketch Pad" and "Learn" buttons.

If you get stuck, you can use the 'sketch pad' to do some working out.

If you get stuck, you can click on the 'learn' button at the side and it will show you what to do.

At the end of each task check your score. If you can get over 90% on a task you get a trophy.

